

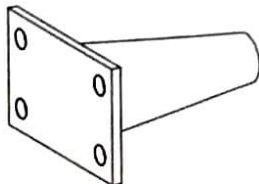


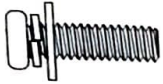

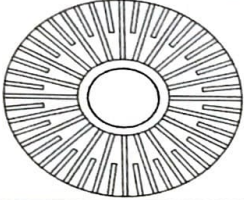
PARTS LIST

PLEASE ALWAYS CHECK EVERY PART BEFORE ASSEMBLY

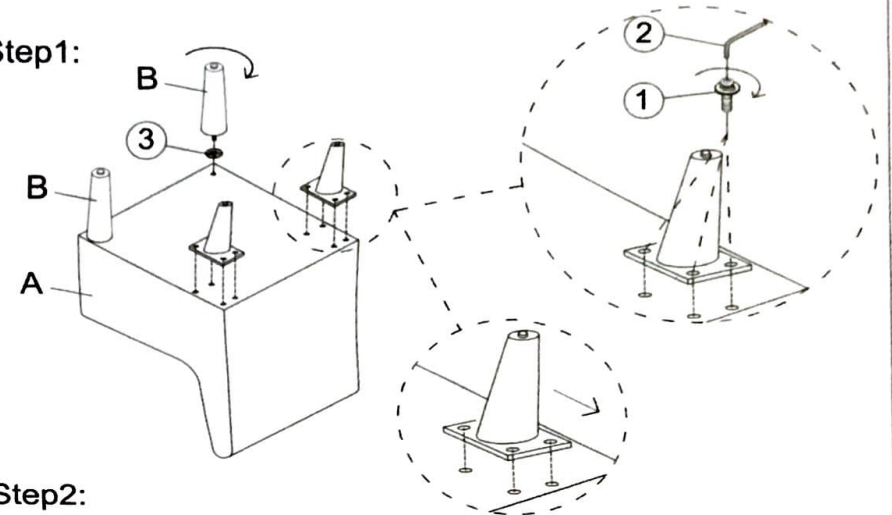
A	1 PCE	B	2PCS
Chair Body		Front Legs	
			
C	2PCS		
Back Legs			
			

HARDWARE LIST


PLEASE ALWAYS CHECK EVERY PART BEFORE YOUR ASSEMBLY

①	8 PCS	②	1 PC
Bolts	5/16x1"		Allen Key
			
③	2PCS		
Washers			
			

Step1:



Step2:



If the chair wobbles slightly after your assembly, adjust leveler at the bottom of each leg until the chair sits evenly.